


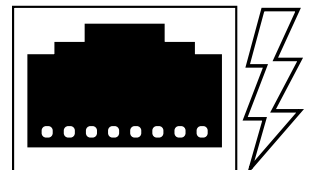

EM43-SL



PoE Monitor

Secure Line

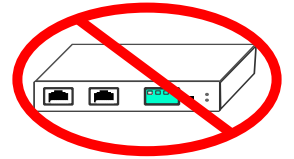
GPO Display's Power Over Ethernet (PoE) Monitors are designed to deliver critical, detailed information in versatile environments where traditional power solutions are impractical. Additionally, the secure line option ensures enhanced security for sensitive information, while the Android SoC option provides robust, built-in processing power for seamless performance.




Highlights

EM43-SL

No need for a separate PoE splitter.



No AC outlet required.



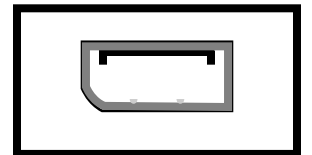
12/24VDC Outlet for third-party devices such as media players.

12V	+
V-	-
24V	+


“Secure-Ready” = No NFC, RF, WiFi, or embedded computing.



DisplayPort output for duplicating images.



Sleek, unbranded/customizable, black powder-coated metal housing.



24/7-rated.



Specifications

Panel Attributes

Panel Technology	Commercial-grade IPS LED-LCD
Surface Treatment	Hard Coating (3H), anti-glare treatment (Haze 25%)
Screen Size (diag.)	42.5"
Native Resolution	1920 x 1080
Active Area (mm)	940.9 (H) x 529.25 (V)
Brightness (typ.)	500nit
Contrast Ratio (typ.)	4,000:1
Displayable Colors	16.7M
Viewing Angle	178°/ 178°
Aspect Ratio	16:9

Dimensions, Power & Other

Display Dimensions (W x H x D) + Weight	38.86 x 22.62 x 1.93 (in), 36.38 lbs
Packed Dimensions (W x H x D) + Weight	44.76 x 25.54 x 8.66 (in), 49.6 lbs
Display Orientation	Landscape or Portrait
Mounting Pattern (mm)	300 x 200, M8
Electrical Ratings	AC 100 - 240V (50/60Hz)
Power Consumption (max.)	55W
Heat Output (BTU/hr)	187.7
Operating Temperature	32 ~ 104°F
Operating Humidity Range	-4 ~ 140°F
Industrial Reliability	50,000hrs+
Usage Ratings (hrs/days)	24/7
Warranty	Two Years (parts & labor)

****Consult with GPO Display regarding best practices for preventing image retention and for prolonging display lifetime.**

Specifications, Cont.

HDMI	1 x Input
DisplayPort	1 x Input, 1 x Output (video daisy-chain)
RS-232	1 x Input (3-pin terminal block)
PoE Input Port	1 10/100/1000 BASE-T RJ45
Data Output Port	1 10/100/1000 BASE-T RJ45
DC Out Plug Connector	1 removable 4-pin terminal block (3.81mm pitch)
Power Requirements	4-pair 802.3bt PoE++ PoE DC 48 ~ 56V
Power Output*	w/ 802.3 bt type 4 PoE++ input: 12V DC: 14.4W,1.2A (max.) 24V DC: -
Run Distance	802.3 bt PoE++ input (60W+) 4-pair UTP Cat. 5e, 6, up to 100m (328ft)
PoE Standard	802.3 bt PoE++
Data Rate	10/100/1000Mbps
ESD Protection	2KV
EFT Protection	2KV
Standards Compliance	IEEE 802.3 10BASE-T Ethernet IEEE 802.3u 100BASE-TX Fast Ethernet IEEE 802.3ab 1000BASE-T Gigabit Ethernet IEEE 802.3bt 4-pair Power over Ethernet Type 4

***Notes:** Power availability depends upon Power Source Equipment (PSE). Actual Amperage requirements of input device are often different from those listed on device's AC-DC adapter. The above figures assume power for a single external device.

POE LED Status Indicators:

Blue = Active

Blinking Blue = Not Active

Accessories:

- HDMI cable x1
- RS-232 cable x1
- Remote controller x1
- AAA batteries x2
- 1m Ethernet Cable

Options:

- Custom housing
- Custom colors
- Custom logos
- Other designs
- Tempered protective glass

Drawings

Display Only

TBD

Display, Wall Mount & Side Cover

TBD



Product specification and design are subject to change without notice.

© Copyright 2024, GPO Display All rights reserved. This document may not be copied in any form without written permission from GPO Display