


NEX55MLR



LCD Video Wall



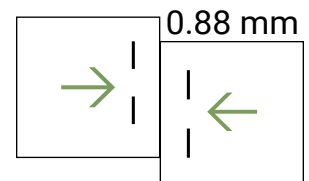
The Next Generation

Our NEX-Series LCD Video Walls provide superior connectivity, improved daisy-chain capabilities, and a wide range of bezel and brightness options for the most demanding applications.

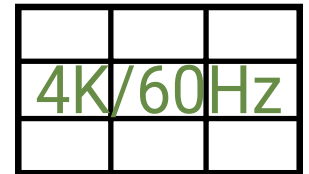


Highlights


Razor Narrow Bezel (RNB) tiled gap of 0.88mm.



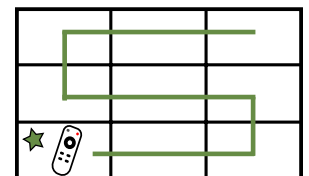
Extended daisy-chaining of 4K/60Hz video signals in arrays up to 5 wide x 5 high.



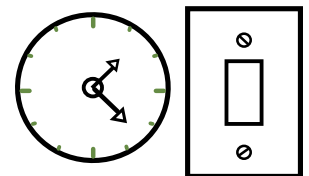
“Secure-Ready” = No NFC, RF, WiFi, or embedded computing.



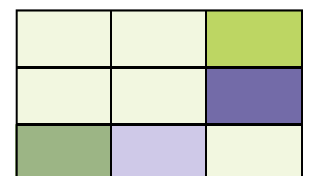
Able to define a “master set” for control of all displays using a single IR remote controller.



On/Off scheduler (no separate control system required).



Quick presets that allow you to recall source layouts with a single serial command.



Specifications

Panel Attributes

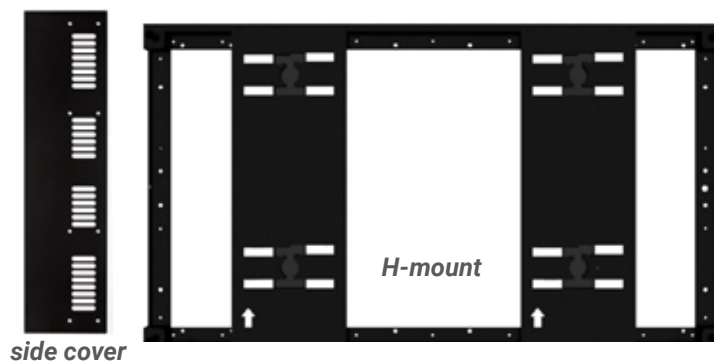
Panel Technology	Commercial-grade IPS / Direct-LED back light
Bezel Width	RNB 0.88mm (combined)
Surface Treatment	Hard Coating (3H), Anti-glare treatment of front polarizer (Haze 28%)
Screen Size (diag.)	55"
Native Resolution	1920 x 1080
Active Area (mm)	1209.63 x 680.34
Brightness (typ.)	500nit
Contrast Ratio (typ.) / DCR	1,400:1 / 500,000:1
Displayable Colors	10bit(D), 1.07 Billion colors
Viewing Angle	178° / 178°
Aspect Ratio	16:9
Refresh Rate	60Hz

Includes:

- Video wall control software
- Built-in video wall processor (up to 11 x 11 Natural Mode)
- Direct connection to technical support team

Options:

- Auto-aligning H-mount (includes side covers)
- Top & bottom covers
- Trim for use with third party mounts
- IR extender



Specifications

Dimensions, Power & Other

Display Dimensions (W x D x H) + Weight	47.68 x 3.51 x 26.84 (in) - 55lbs
Boxed Dimensions (W x D x H) + Weight	54.5 x 9.5 x 33.8 (in) - 73lbs
Packed Pallet Dimensions (L x W x H) + Weight	57 x 24 x 40 (in)* <i>*single unit approx. - max 4pcs per pallet</i>
Display Orientation	Landscape or Portrait
Heat Output (BTU/hr)	801
Mounting Pattern (mm)	600 x 400
Electrical Ratings	AC 100 - 240V (50/60Hz)
Power Consumption (typ.)	235W
Standby Power Consumption	<1W
Operating Temperature	32°F -104°F
Operating Humidity Range	10~90%
Industrial Reliability	60,000+ Hours
Usage Ratings (hrs/days)	24/7**
Warranty	Three Years (cover 3/ quick 3)

****Consult with GPO Display regarding best practices for preventing image retention and for prolonging display lifetime.**

Connectivity

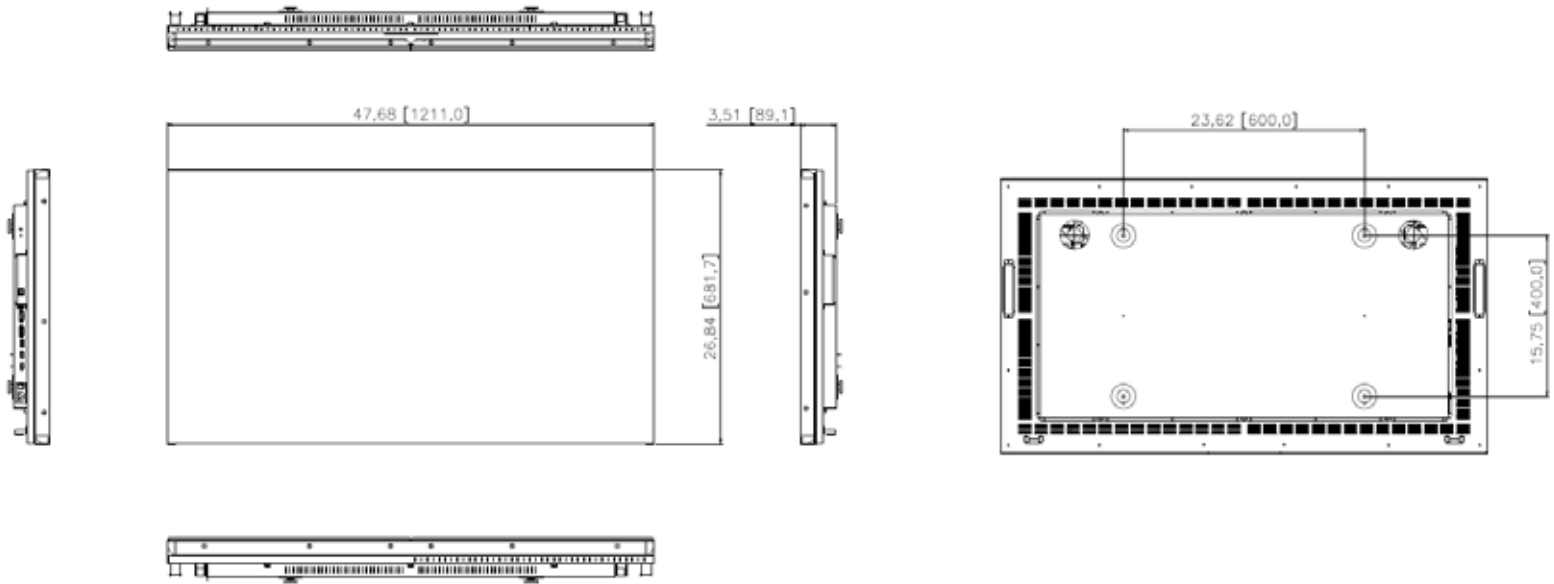
Display Port	2 x Input, 1 x Output (<i>can carry any input signal</i>)
HDMI (up to 3840 x 2160)	3 x Input
RS-232	1 x Input, 1 x Output
Ethernet (RJ45 for control & monitoring)	1 x Input
USB (for service only)	1 x Input
Audio (3.5mm jack)	1 x Output

Accessories:

- RS-232 cable x1
- DP cable x1
- AC power cord x1
- Remote control x1
- Batteries for remote control

Drawings

Set Drawing



Set + H-Mount Drawing

