


PA20H



PA20H-G

Panoramic LCD

Stretch Your Imagination



Panoramic Display



PA20H

Panel Attributes

Panel Technology	20" Stretched LED-LCD
Surface Treatment	Hard coating (3H), Anti-glare treatment of front polarizer
Screen Size (Diag.)	19.4" (1/2 cut of 21")
Native Resolution	1920x539
Active area (mm)	476.6 x 133.8 (mm)
Brightness (Typ.)	700nit
Contrast Ratio (Typ.)	3000:1
Displayable Colors	16.7M (8-bit)
Viewing Angle	178° / 178°
Response Time (Typ. GTG)	18ms

Dimensions, Power & Other

Dimension (W x H x D)	19.6" x 6.32" x 1.89" (in) / 497.6 x 160.6 x 48.0 (mm)
Weight	7lbs
Wall Mount and Trim	Included (Portrait & Landscape-compatible)
VESA Pattern (mm)	100 x 100
Electrical Ratings / Power Type	AC 100 - 240V (50/60Hz) / Power Adapter 12V 5A
Power Consumption (Typ.)	25W
Heat Output (BTU/hr)	85
Operating Temperature	32°F - 104°F
Operating Humidity Range	20~80%
Industrial Reliability	30,000+Hours
Warranty	Two years (parts & labor)


Connectivity

HDMI	2
DisplayPort	1
VGA	1
RS232	1
DC power (single)	1

Proudly Assembled in the USA

GPO Display's Panoramic LCDs are assembled in the United States and are TAA-compliant.

Customizable Housing



Ask GPO Display about custom housing (bezel/rear cover) options. Custom colors, finished, logos, and designs are available.

Display Position Hotkey

Users can toggle the display area shown on the display using a hotkey on the remote controller. This allows users to see either the top or bottom (hidden) portion of a VESA-standard signal resolution.

Includes Wall Mount Bracket & Trim (L/R/T/B)



Flexible & Fixed EDID

PA-series displays are available with both fixed EDID (display requires same signal resolution as display's native resolution) and flexible EDID (various signal resolutions). Flexible EDID allows for the use of more common 16:9 signal resolutions, with the top or bottom of the signal being displayed on 1/2 cut displays (e.g., PA20H, PA37H)

- ✓ Unique aspect ratio
- ✓ Tempered Glass (Optional)
- ✓ Accessories : HDMI cable x1, RS-232 Cable x1, Remote controller x1, AAA Batteries x2, Power Adapter x 1, Power cord x1, Power adapter "brick" mounting bracket x1,
- ✓ Clean metal (EGI) bezel (unbranded-custom logos available upon request)

* GPO Display may change specifications and designs without notice.

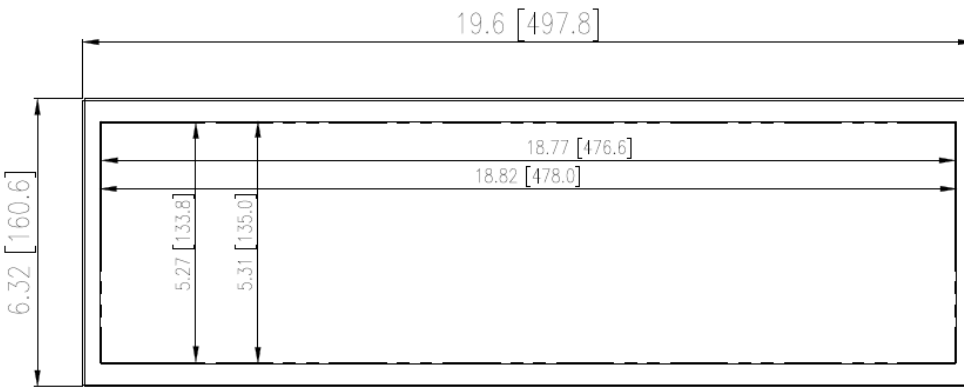


Mechanical Drawing

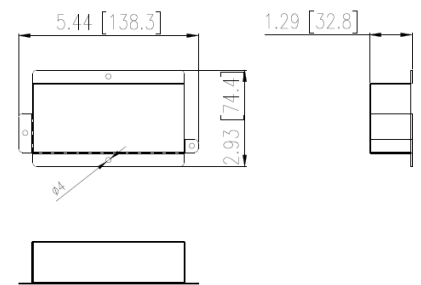
PA20H

GPO Display's [PA-series](#) Panoramic LCDs offer a unique approach to digital signage. Featuring a distinctive, "stretched" aspect ratio, these displays fit in spaces which traditional 16:9 displays will not. Models from 12-50" include a mounting bracket (landscape & portrait-capable) as well as left, right, and bottom trim pieces to block view of cabling and mounting components. These models also support VESA standard resolutions or nonstandard signal resolutions equivalent to the displays' native resolutions (e.g. 1920x540, 1920x360).

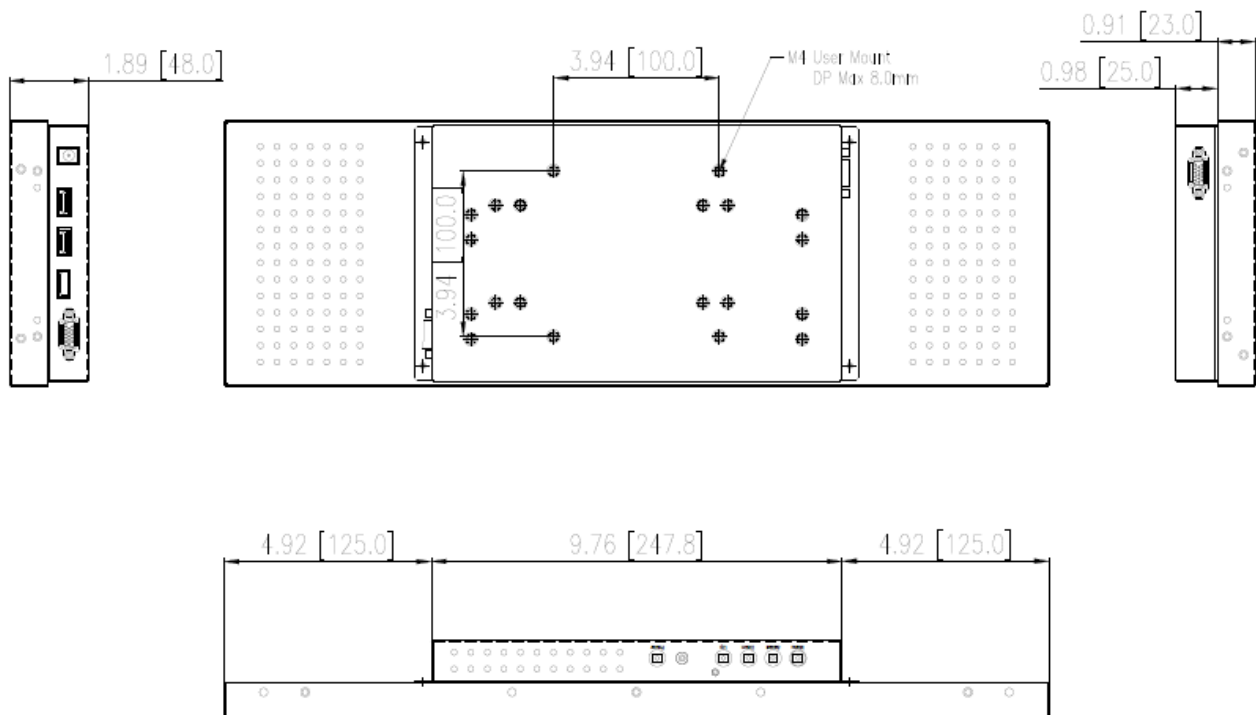
Front View



Power Adapter & Mounting Bracket



Rear, Side, and Top Views



Product specification and design are subject to change without notice.

Copyright 2017, GPO Display All rights reserved. This document may not be copied in any form without written permission from GPO Display Rev. 020117-R01