

PA48H



PA48H-P

Panoramic LCD

Stretch Your Imagination



Panoramic Display



PA48H

Panel Attributes

Panel	48.5" Stretched LED-LCD
Surface Treatment	Hard coating (3H), Anti-glare treatment of front polarizer
Screen Size (Diag.)	48.5" (1/3 cut of 55")
Native Resolution	1920 x 360
Active area (mm)	1209.6 x 226.8
Brightness (Typ.)	700nit
Contrast Ratio (Typ.)	4,000:1
Displayable Colors	1.07B (Dithered 10bit)
Viewing angle	178° / 178°
Response Time (Typ. GTG)	8ms

Dimensions, Power & Other

Dimension (W x H x D)	49.12 x 10.46 x 2.44 (in) / 1247.7 x 265.6 x 62 (mm)
Weight	23lbs
Wall Mount & Trim	Included (Portrait & Landscape-compatible)
VESA Mounting Pattern	200 x 100
Electrical ratings / Power Type	AC 100 - 240V (50/60Hz) / Power Adapter 24V 2.5A
Power Consumption (Typ.)	47W
Heat Output (BTU/hr)	160.3
Operating temperature	32°F - 104°F
Operating humidity range	20~80%
Industrial Reliability	50,000+Hours
Warranty	Two year (Parts & Labor)


Connectivity

HDMI	2
DisplayPort	1
VGA	1
RS232	1
DC power (4-pin jack)	1

Proudly Assembled in the USA

GPO Display's Panoramic LCDs are assembled in the United States and are TAA-compliant.

Customizable Housing



Ask GPO Display about custom housing (bezel/rear cover) options. Custom colors, finished, logos, and designs are available.

Display Position Hotkey

Users can toggle the display area shown on the display using a hotkey on the remote controller. This allows users to see either the top or bottom (hidden) portion of a VESA-standard signal resolution.

Includes Wall Mount Bracket & Trim (L/R/T/B)



Flexible & Fixed EDID

PA-series displays support a wide range of signal resolutions. Users can display the top or bottom portions of more common 16:9 resolutions (e.g. 1920x1080) or elect to use "stretched" signal resolutions such as 1920x360 or 1920x540 to match the display's native resolution.

- ✓ Unique aspect ratio
- ✓ Tempered Glass (Optional)
- ✓ Accessories : HDMI cable x1, RS-232 Cable x1, Remote controller x1, AAA Batteries x2, Power Adapter x 1, Power cord x1, Power adapter "brick" mounting bracket x1,
- ✓ Clean metal (EGI) bezel (unbranded-custom logos available upon request)

* GPO Display may change specifications and designs without notice.

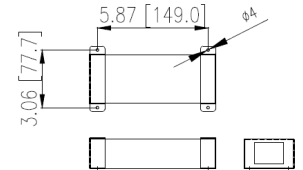
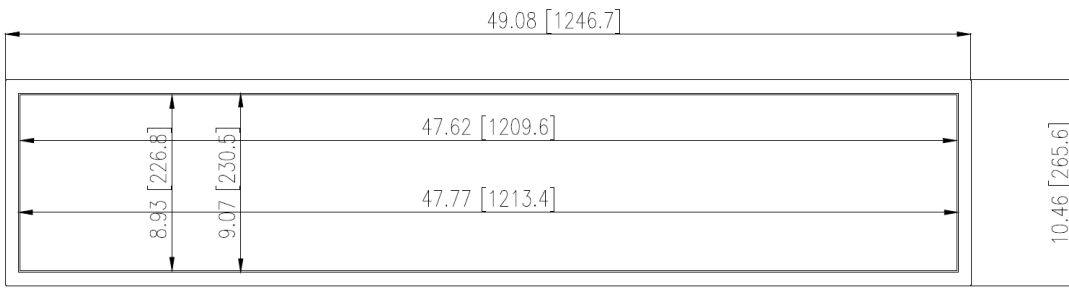
Mechanical Drawing

PA48H

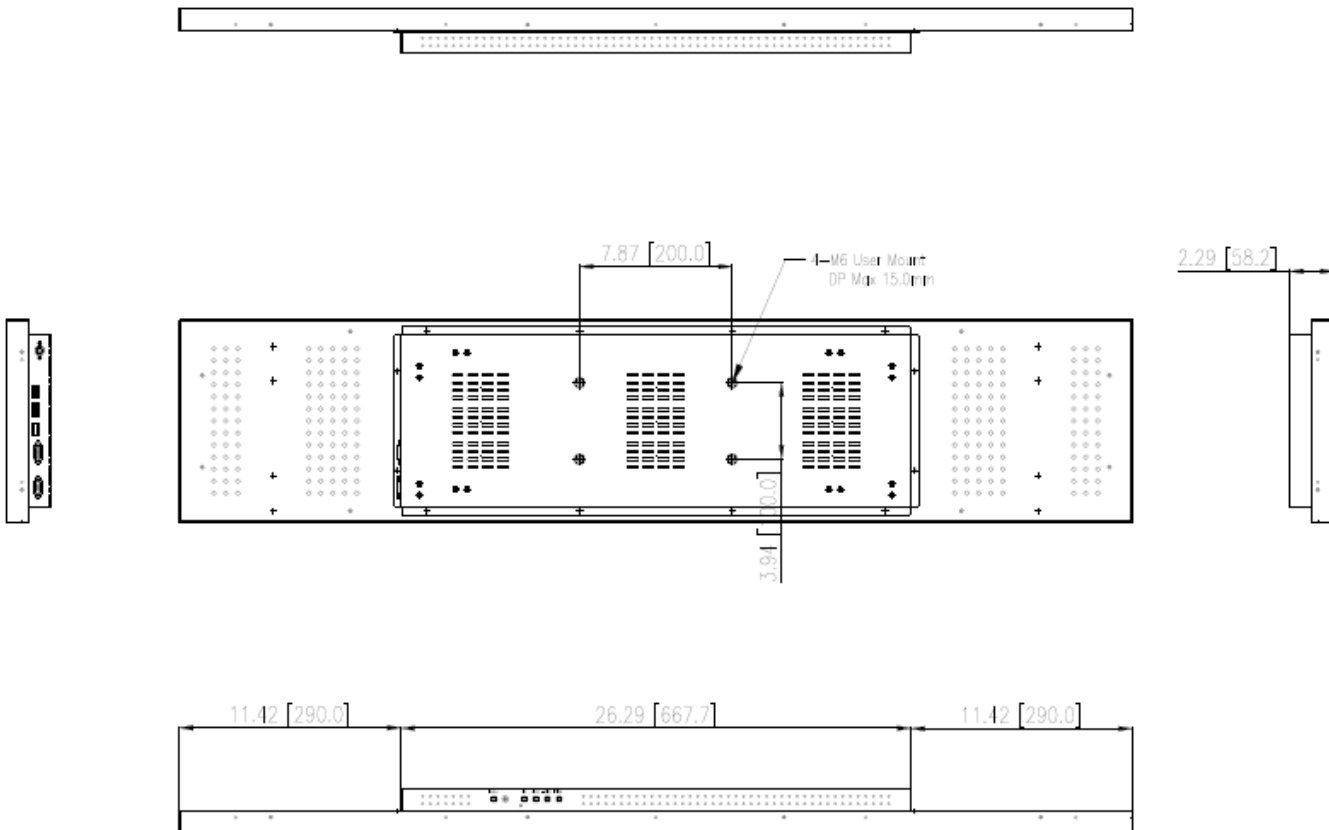
GPO Display's [PA-series](#) Panoramic LCDs offer a unique approach to digital signage. Featuring a distinctive, "stretched" aspect ratio, these displays fit in spaces which traditional 16:9 displays will not. Models from 12-50" include a mounting bracket (landscape & portrait-capable) as well as left, right, and bottom trim pieces to block view of cabling and mounting components. These models also support VESA standard resolutions or nonstandard signal resolutions equivalent to the displays' native resolutions (e.g. 1920x540, 1920x360).

Front View

Power Adapter & Mounting Bracket



Rear, Side, and Top Views



Product specification and design are subject to change without notice.

Copyright©2022 GPO Display All rights reserved. This document may not be copied in any form without written permission from GPO Display Rev.031822-R01