


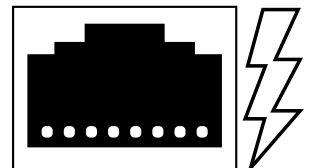
POE37D



Panoramic LCD

Power Over Ethernet Display

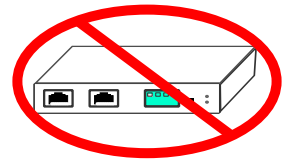
GPO Display's Panoramic LCDs have long brought critical, detailed information to areas where standard 16:9 screens don't fit. However, there are rarely AC outlets above or alongside doorways. Power Over Ethernet stretch displays solve this issue via structured cabling instead of costly & inconvenient new AC outlet(s).



Highlights

POE37D

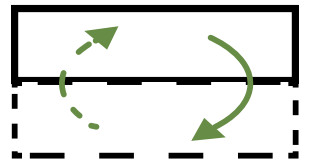
No need for a separate POE splitter.




Includes wall mount and trim (Top, Left, Right, Bottom).



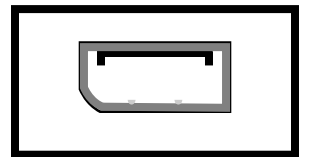
Ability to toggle the display area using a hotkey on remote.



No AC outlet required.



DisplayPort output for duplicating images.



12/24VDC Outlet for third-party devices such as media players.

12V	+
V-	-
24V	+

Specifications

Panel Attributes

Panel Technology	37" Stretched LED-LCD
Surface Treatment	Hard Coating (3H), anti-glare treatment
Screen Size (diag.)	37"
Native Resolution	1920 x 540
Active Area (mm)	904.32 x 254.34
Brightness (typ.)	600nit
Contrast Ratio (typ.)	4000:1
Displayable Colors	1.07B (Dithered 10bit)
Viewing Angle	178°/ 178°
Aspect Ratio	32:9

Dimensions, Power & Other

Display Dimensions (W x H x D) + Weight	36.44 x 10.99 x 2.4 (in) - 20lbs
Packed Dimensions (W x H x D) + Weight	43 x 16 x 9 (in) - 34lbs
Display Orientation	Landscape or Portrait
Mounting Pattern (mm)	200 x 100
Electrical Ratings	AC 100 - 240V (50/60Hz)
Power Consumption (max.)	55W
Standby Power Consumption	<1W
Heat Output (BTU/hr)	191
Operating Temperature	32°F - 104°F
Operating Humidity Range	20~80%
Industrial Reliability	60,000 + hours
Usage Ratings (hrs/days)	24/7**
Warranty	Three year advance replacement (Cover 3/ Quick 3)

****Consult with GPO Display regarding best practices for preventing image retention and for prolonging display lifetime.**

Specifications, Cont.

HDMI	1 x Input
DisplayPort	1 x Input, 1 x Output (video daisy-chain)
RS-232	1 x Input (3-pin terminal block)
POE Input Port	1 10/100/1000 BASE-T RJ45
Data Output Port	1 10/100/1000 BASE-T RJ45
DC Out Plug Connector	1 removable 4-pin terminal block (3.81mm pitch)
Power Requirements	4-pair 802.3bt PoE++ PoE DC 48 ~ 56V
Power Output*	w/ 802.3 bt type 4 PoE++ input: 12V DC: 14.4W, 1.2A (max.) 24V DC: 14.4W, 0.6A (max.)
Run Distance	802.3 bt PoE++ input (60W+) 4-pair UTP Cat. 5e, 6, up to 100m (328ft)
PoE Standard	802.3 bt PoE++
Data Rate	10/100/1000Mbps
ESD Protection	2KV
EFT Protection	2KV
Standards Compliance	IEEE 802.3 10BASE-T Ethernet IEEE 802.3u 100BASE-TX Fast Ethernet IEEE 802.3ab 1000BASE-T Gigabit Ethernet IEEE 802.3bt 4-pair Power over Ethernet Type 4

***Notes:** Power availability depends upon Power Source Equipment (PSE). Actual Amperage requirements of input device are often different from those listed on device's AC-DC adapter. The above figures assume power for a single external device.

POE LED Status Indicators:

Blue = Active

Blinking Blue = Not Active

Accessories:

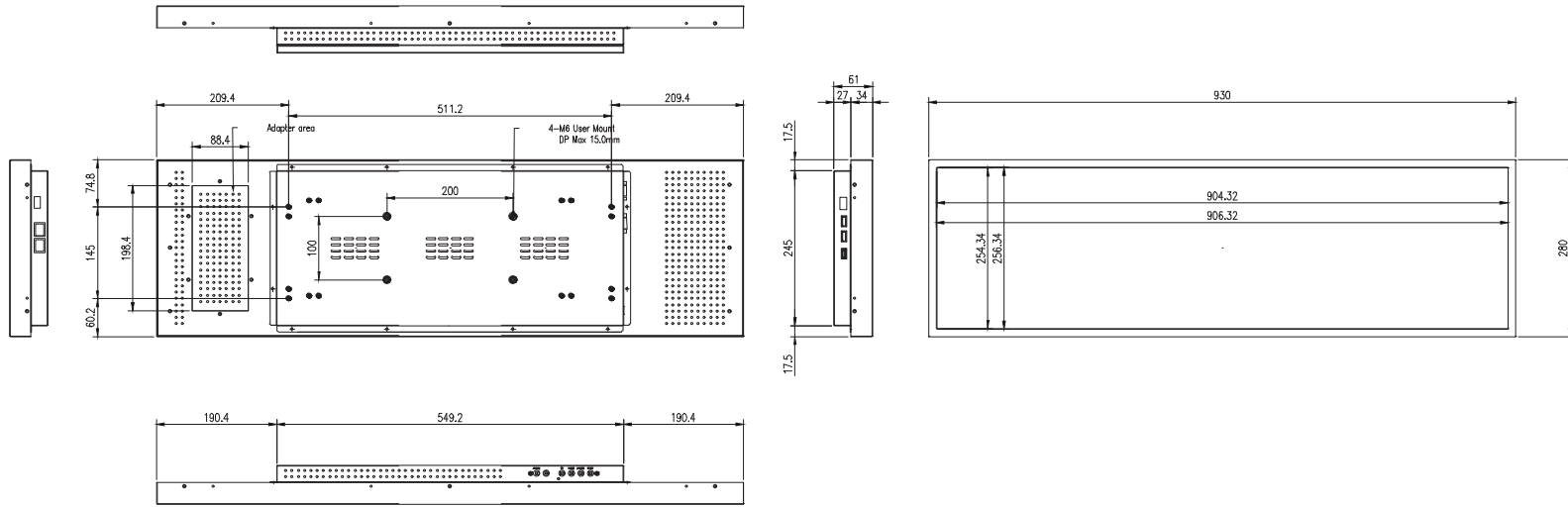
- HDMI cable x1
- RS-232 cable x1
- Remote controller x1
- AAA batteries x2
- 1m Ethernet Cable

Options:

- Custom housing
- Custom colors
- Custom logos
- Other designs
- Tempered protective glass

Drawings

Display Only



Display, Wall Mount & Side Cover

